



**District Report Card: 2017**


|                           |                        |
|---------------------------|------------------------|
| <b>State:</b> Maharashtra | <b>District:</b> Thane |
| <b>Class:</b> 3           | <b>Subject:</b> EVS    |
| <b>Schools:</b> 61        | <b>Students:</b> 1452  |


**Participation/Coverage**


**Students**

| <b>GENDER</b><br> | Boys   |       | Girls  |       |
|--|--------|-------|--------|-------|
|  | Number | %     | Number | %     |
|  | 725    | 49.93 | 727    | 50.07 |

| <b>AREA</b><br> | Rural  |       | Urban  |       |
|---|--------|-------|--------|-------|
|   | Number | %     | Number | %     |
|   | 275    | 18.94 | 1177   | 81.06 |

| <b>CATEGORY</b><br> | SC     |       | ST     |      | OBC    |       | GEN    |       |
|--|--------|-------|--------|------|--------|-------|--------|-------|
|  | Number | %     | Number | %    | Number | %     | Number | %     |
|  | 249    | 17.15 | 96     | 6.61 | 373    | 25.69 | 734    | 50.55 |

| <b>CWSN</b><br> | LD | VI | HI | S&LD | ID | Oth |
|--|----|----|----|------|----|-----|
|  | 3  | 12 | 0  | 1    | 4  | 7   |

| <b>Management</b><br> | Government |       | Government-aided |       |
|--|------------|-------|------------------|-------|
|  | Number     | %     | Number           | %     |
|  | 567        | 39.05 | 885              | 60.95 |

**Average Performance of Students in EVS (%)**

| Overall | Gender |        | Area  |       | Management |       | Social Group |       |       |       |
|---------|--------|--------|-------|-------|------------|-------|--------------|-------|-------|-------|
|         | Male   | Female | Rural | Urban | Govt.      | Aided | SC           | ST    | OBC   | GEN   |
| 63.62   | 63.65  | 63.59  | 73.31 | 61.35 | 65.98      | 62.10 | 58.13        | 65.83 | 65.06 | 64.46 |

## Performance on Learning Outcomes (LOs)

| Learning Outcomes | Description   | Average Performance(%) |
|-------------------|---|------------------------|
| E302              | Identifies simple features (e.g. movement, at places found/ kept, eating habits, sounds) of animals and birds in the immediate surroundings.  | 53.44                  |
| E303              | Identifies relationships with and among family members  | 62.47                  |
| E304              | Identifies objects, signs (vessels, stoves, transport, means of communication, transport, signboards etc.), places (types of houses/shelters, bus stand, petrol pump etc.) activities (works people do, cooking processes, etc.) at home/school/neighborhoods | 67.14                  |
| E305              | Describes need of food for people of different age groups, animals/birds, availability of food and water and use of water at home and surroundings  | 65.81                  |
| E307              | Groups objects, birds, animals, features, activities according to differences/similarities using different senses. (e.g. appearance/place of living/ food/ movement/ likes-dislikes/ any other features)  | 67.65                  |
| E309              | Identifies directions, location of objects/places in simple maps using signs/symbols/verbally   | 55.01                  |
| E310              | Guesses properties, estimates quantities of materials/activities in daily life and verifies using symbols/non-standard units  | 63.64                  |
| E311              | Records observations, experiences, information on objects/activities/places visited in different ways and predicts patterns etc.  | 51.38                  |
| E313              | Observes rules in games (local, indoor, outdoor)  | 33.55                  |
| E314              | Voices opinion on good/bad touch , stereotypes for tasks/play/food in family w.r.t gender, misuse/wastage of food and water in family and school.   | 74.10                  |

| Range of Performance of Students who Answered Correctly |       |           |       |           |       |           |       |
|---|-------|-----------|-------|-----------|-------|-----------|-------|
| Below 30%   |       | 30% - 50% |       | 50% - 75% |       | Above 75% |       |
| Number  | %     | Number    | %     | Number    | %     | Number    | %     |
| 203   | 13.98 | 219       | 15.08 | 469       | 32.30 | 561       | 38.64 |

## Lowest Performing Learning Outcomes (LOs)

1 - Observes rules in games (local, indoor, outdoor) (33.55)

2 - Records observations, experiences, information on objects/activities/places visited in different ways and predicts patterns etc. (51.38)

3 - Identifies simple features (e.g. movement, at places found/ kept, eating habits, sounds) of animals and birds in the immediate surroundings. (53.44)

4 - Identifies directions, location of objects/places in simple maps using signs/symbols/verbally (55.01)

5 - Identifies relationships with and among family members (62.47)